

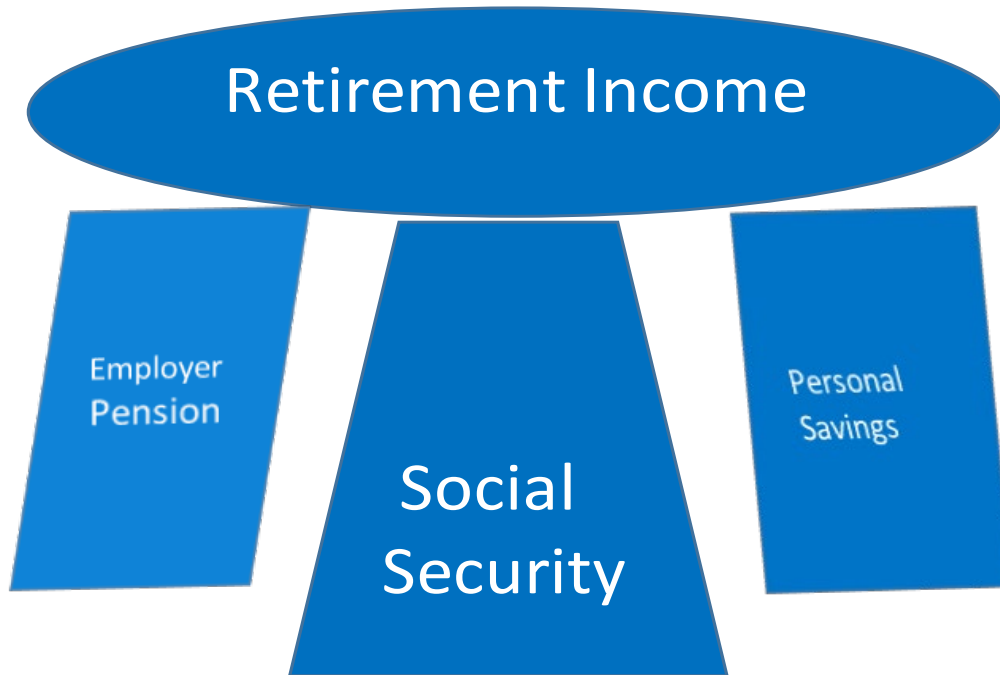
Social Security Financing and Benefits: Myths vs Facts

*Steve Goss
Chief Actuary
Social Security Administration*

*DePaul University
February 4 and 6, 2020*

Three Legged Stool: Basis for Retirement Planning

Common wisdom—aim for 75-80 percent replacement rate



First, A Few Facts...

Social Security: What Does It Provide?

- Retirement and survivor monthly benefits started in 1940
 - *Never missed a payment!*
- Eligibility age lowered from 65 to 62 in 1957 for women, 1962 for men
 - Full retirement age rises from 65 to 67 by 2022
- Disability benefits started in 1957
- *Benefits rise with average wage across generations—but with just CPI after eligibility*
- Payroll taxes roughly pay-as-you go
 - Rose from 2% to 12.4% as the system matured

Social Security: Who Pays, Who Benefits

WHO PAYS?

- 95 percent of workers contribute—177 million in 2019
 - 12.4% of earnings up to \$132,900 (6 percent of workers earn more)
 - 25% of State and local Govt employees are not in Social Security

WHO BENEFITS?

- 64 million retirement, survivor, disability beneficiaries in 2019
 - 45 million retirees, plus another 3 million of their spouses and children
 - Plus 6 million survivors
 - Plus over 10 million disabled workers and their dependents
- And 155 million workers are insured against disability or death

Eligibility for Social Security is “Earned”

Getting Insured

- Earn quarters of coverage (QCs)
 - \$1,360 earnings for a QC in 2019, maximum 4 earned in a year
 - “Fully Insured” = earned 1 QC for each year since 22, minimum 6
- For Retirement, Fully Insured, meaning 40 QCs generally
- For Disability, Fully Insured, plus “recent attachment”
 - earn 20 QC in last 5 years, or half the QCs since 22, minimum 6
- For Survivors, worker “fully insured” or “currently Insured”
 - Earned 6 QCs of last 13 quarters

How much is the Social Security Benefit?

First compute average indexed monthly earnings (AIME)

- Computation years—35 for retirees, less for disabled under 62
- Average highest years of wage indexed earnings
 - Include zeros of necessary
 - Wage index up to 2 years before eligibility, i.e., 60 for retiree

Second—Primary Insurance Amount (PIA)

- 90% of AIME up to \$926, then 32% to \$5,726, then 15%
- There is no maximum PIA, and now no special minimum

Third--% of PIA by Benefit type, and age start benefits

- Full PIA for workers and aged/disabled surviving spouse, half for dependents of workers, three fourths for other survivors
- Reduce for early start, increase for delayed start of benefits

How much is the Social Security Benefit?

Retired worker benefit reduction, and increment for age

- Reduce 5/9%/month up to 36, then 5/12% if start early
 - So, 70% of PIA if start benefit at 62, 80% at 64, with NRA 67
- Increase 8/12%/month if start after NRA
- Earnings test can reduce under NRA

Aged Spouse and Aged widow benefits

- Aged spouse slightly higher reduction for age, 25% at 64
- Aged widow, 71.5% at 60, and for disabled widow at 50-59
- Widows “inherit” reduction and delayed credit from worker

What is entitled to 2 benefits?

- Basically receive the higher of the 2, in total
- “Claiming strategies” now largely removed.

Social Security Financing

- Basically “pay-as-you-go”
 - Current workers provide for current beneficiaries
 - Social Security *cannot* borrow
 - Trust Fund assets provide a “contingency reserve”
- Current OASDI reserves (excess income) = \$2.9 trillion
 - Available to augment tax income as needed
 - About 3 times the annual cost of the program
- Reserves projected to deplete in 2035 under current law
 - 2034 for OASI, and 2052 for DI
 - ***Expect Congress to act—as it always has***

Now, a Few Common Myths

- 1) Social Security is bankrupt, insolvent, running out of money
- 2) Increasing longevity and disability are the problem
- 3) The money in the trust funds has been spent
- 4) I should start benefits as soon as I can
- 5) My tax contributions have been saved up for *me*
- 6) Benefits scheduled in the law would be all I need
- 7) Social Security is responsible for Federal debt
- 8) “Fixing” the Social Security shortfall will be hard

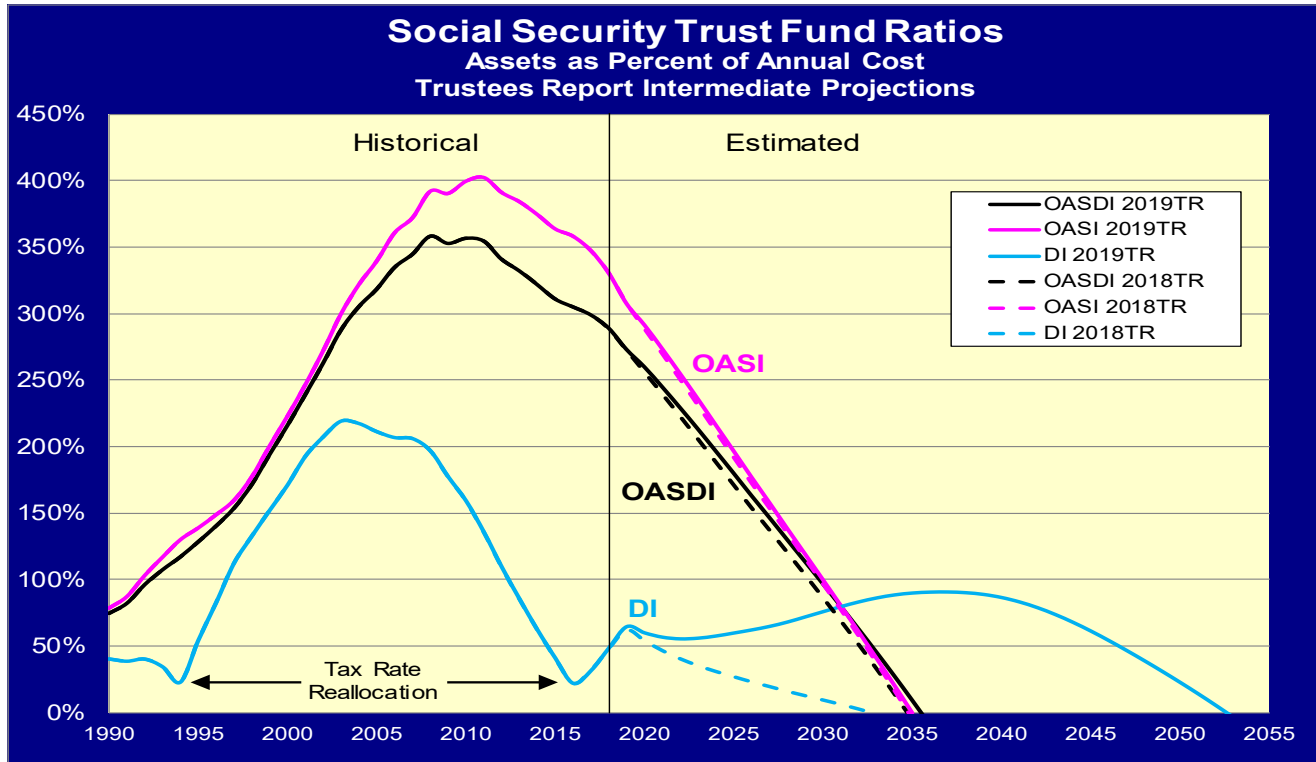
Myth 1: Social Security Is Bankrupt, Insolvent, Running Out of Money

Facts:

- a) Social Security ***cannot*** run out of money
- b) Even if Congress allowed trust fund reserves to deplete...
 - Continuing income would cover 80% of scheduled benefits in 2035
 - And 75% of scheduled benefits in 2093
- c) Over 84 years, Congress has always acted timely
 - Scheduled benefits have always been paid in full

SOLVENCY: OASDI Trust Fund Reserve Depletion in 2035 (one year later than last year)

- Reserve depletion date varied from 2029 to 2042 in reports over the past 27 years (1992-2019)
- **DI Trust Fund — reserve depletion in 2052, twenty years later than last year**
 - Due largely to lower recent and near-term disability applications and awards.



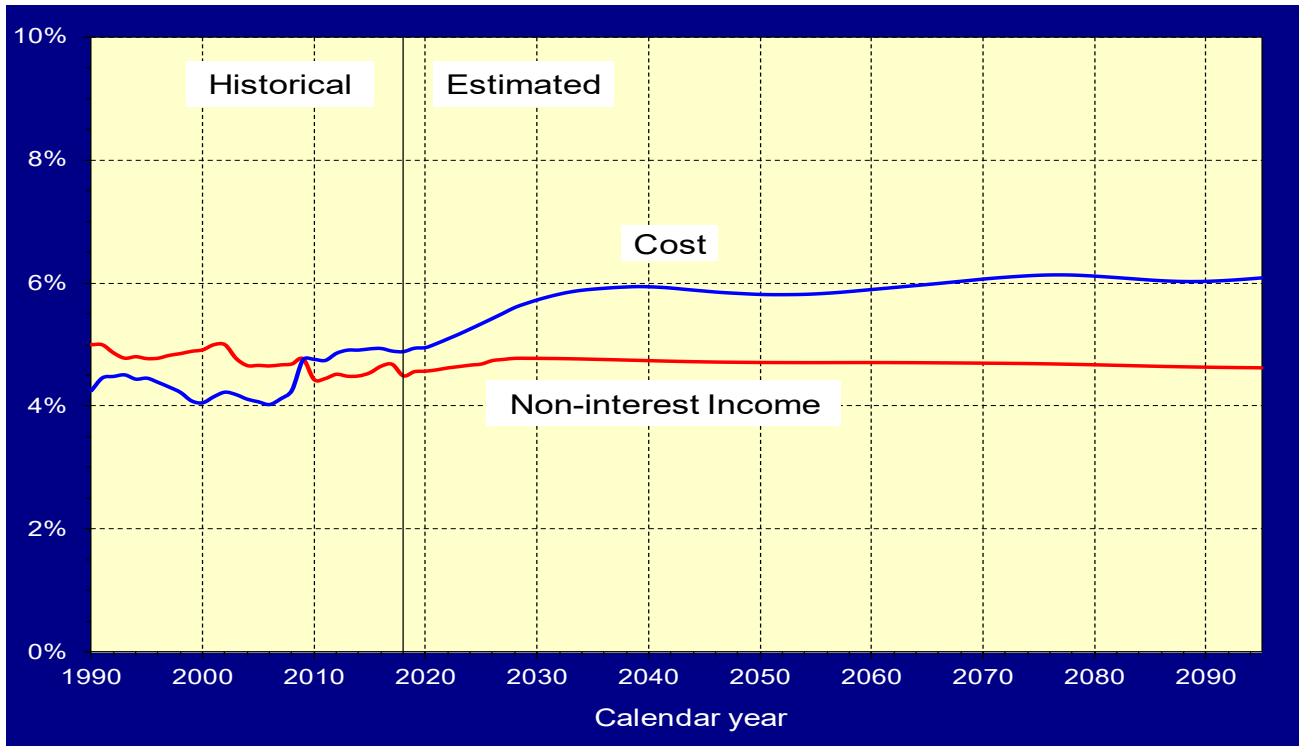
Myth 2: Increasing Longevity and Disability Are the Problem

Facts:

- a) The age distribution of the population is the most important factor in Social Security cost
- b) Population “aging” over the next 20 years is due to birth rates
- c) Disability costs have matured, and are dropping

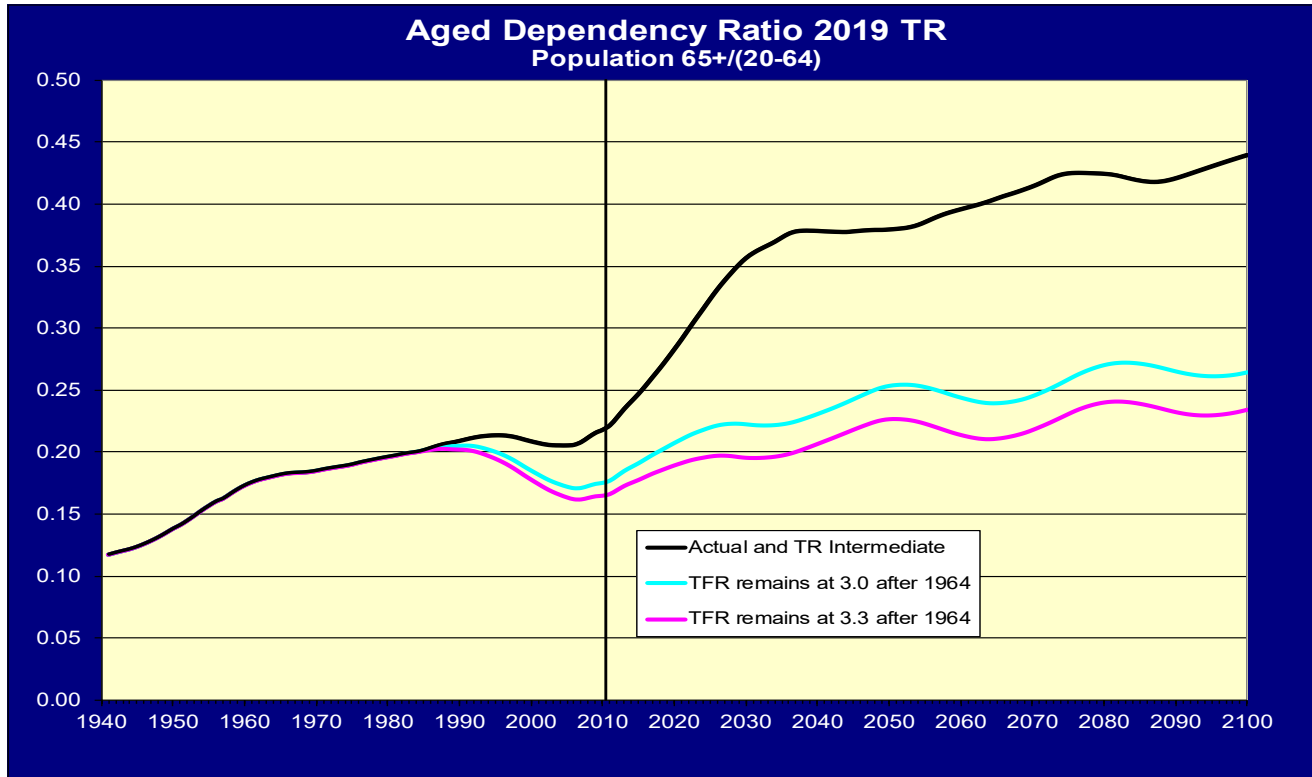
Social Security Cost as Percent of GDP Rises thru 2039

Rises from a 4.2-percent average in 1990-2008, to about 5.9% by 2039, then declines to 5.8% by 2052, and generally increases to 6.0% by 2093



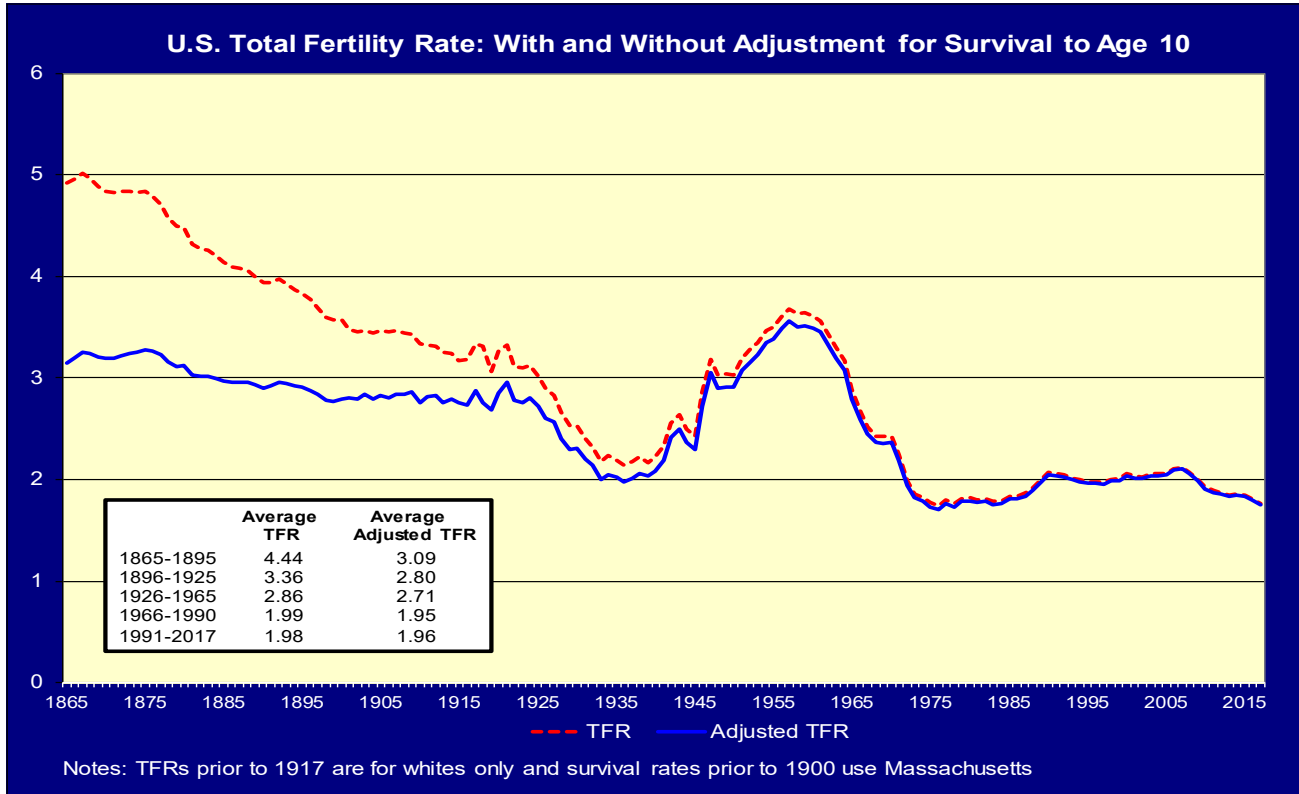
Aging (Change in Age Distribution) Is the Cause

Mainly due to drop in birth rates



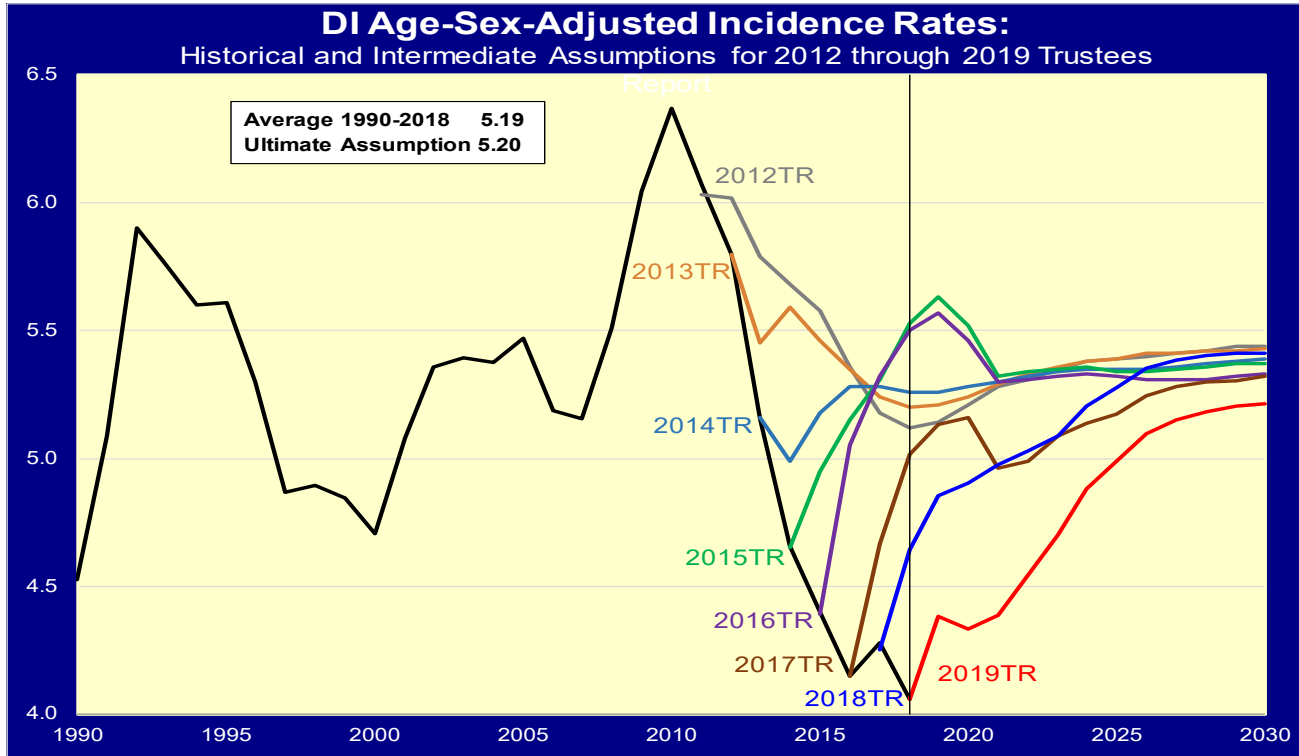
Birth Rates Have Dropped: *Malthus Was Wrong*

Average Total Fertility Rate falls from 3 to 2



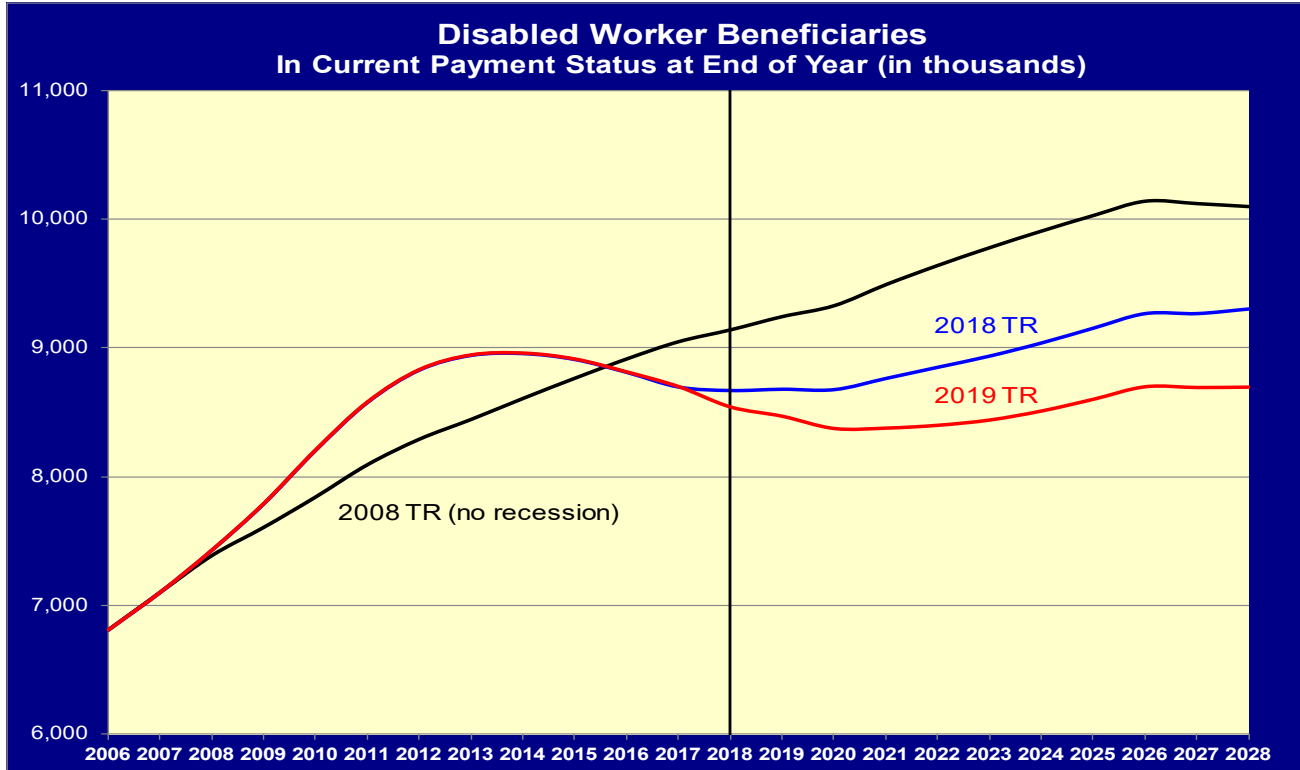
Disability Incidence Rate Falls to Historic Lows

DI disabled worker incidence rate rose sharply in the recession, and has declined since the peak in 2010 to extraordinarily low levels for 2016, 2017 and 2018



So, Disability Prevalence Is Dropping Remarkably

Fewer now and in near term based on recent applications and incidence rates



Myth 3: The Money in the Trust Funds Has Been Spent

Facts:

- a) Every dollar of income is invested by law in ***interest-bearing securities backed by the full faith and credit of the United States***
 - These are not “worthless IOUs”!
- b) Securities are issued at market yield rates
- c) Securities held by the Trust Funds have always been honored, as have all other Treasury issues

Myth 4: I Should Start Benefits As Soon As I Can

Facts:

- a) Social Security retirement benefits are designed to provide about the same lifetime value regardless of when you start, ***on average***
- b) When to start is personal—you might want to wait if you are in average or better health
- c) If you delay by working or using other assets, Social Security increases your life annuity at terms available nowhere else

Myth 5: My Tax Contributions Have Been Saved Up for *ME*

Facts:

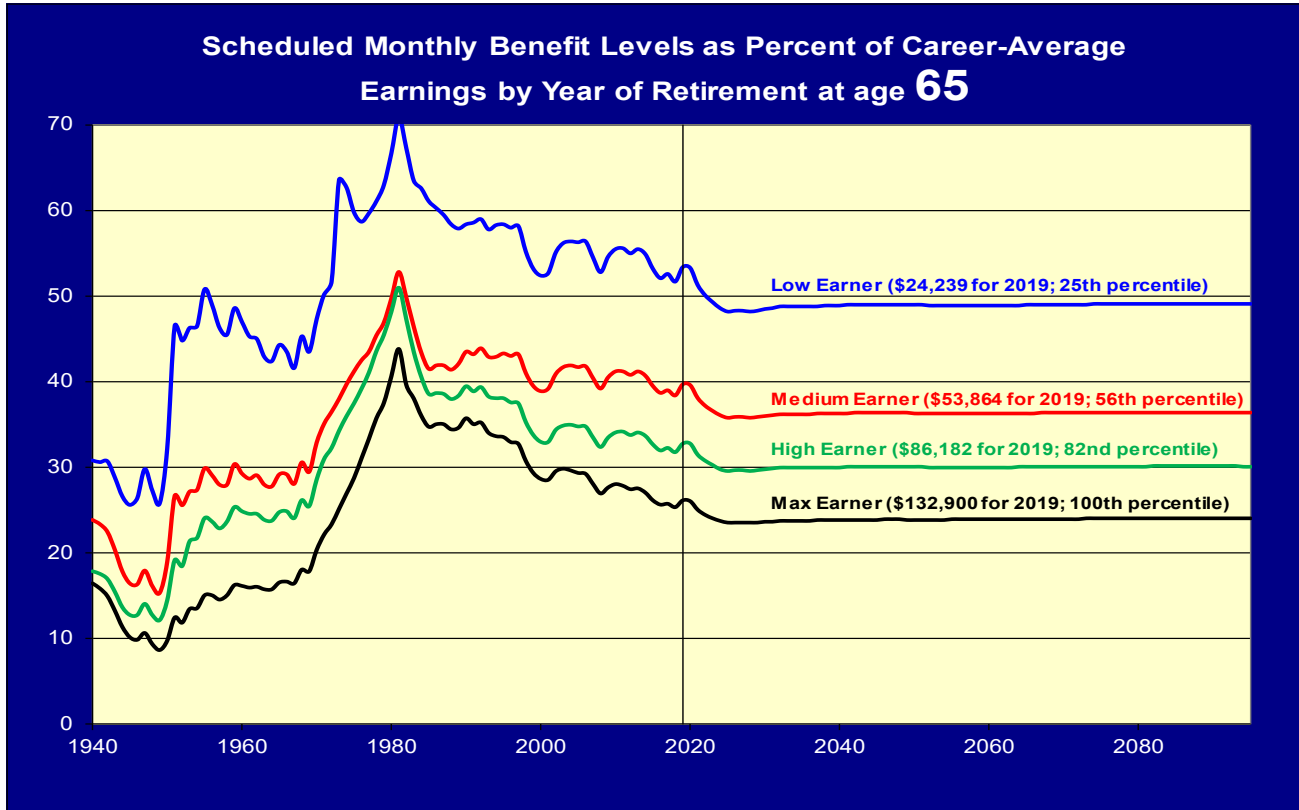
- a) Social Security is a “social contract”
- b) Basically, benefits paid today are financed from contributions by recent workers
- c) This is why the age distribution of the population is fundamental—the workers of the day share with the retirees, survivors, and disabled of the day
- d) This is true for advance funded systems as well

Myth 6: Benefits Scheduled in the Law Would Be All I Need

Facts:

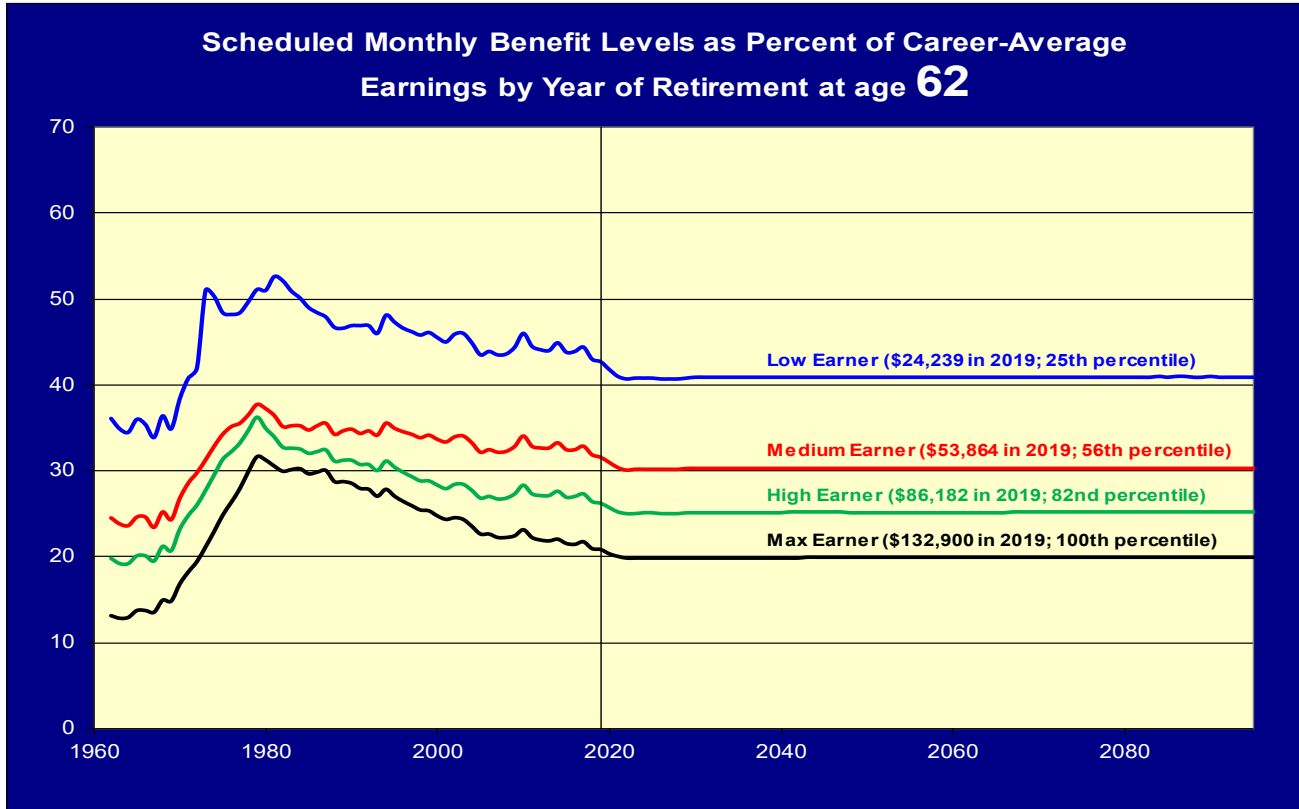
- a) Recall the 3-legged stool: 75-80% in retirement
- b) Social Security provides about 40% of career-average earnings (varies from 25% to over 80%)
- c) So the other legs of the stool—personal savings and private pensions—are needed
- d) But increasingly, Social Security is the primary source of lifetime income

Replacement Rates Based on the 2019TR



Source: Annual Recurring Actuarial Note #9 at www.ssa.gov/oact/NOTES/ran9/index.html

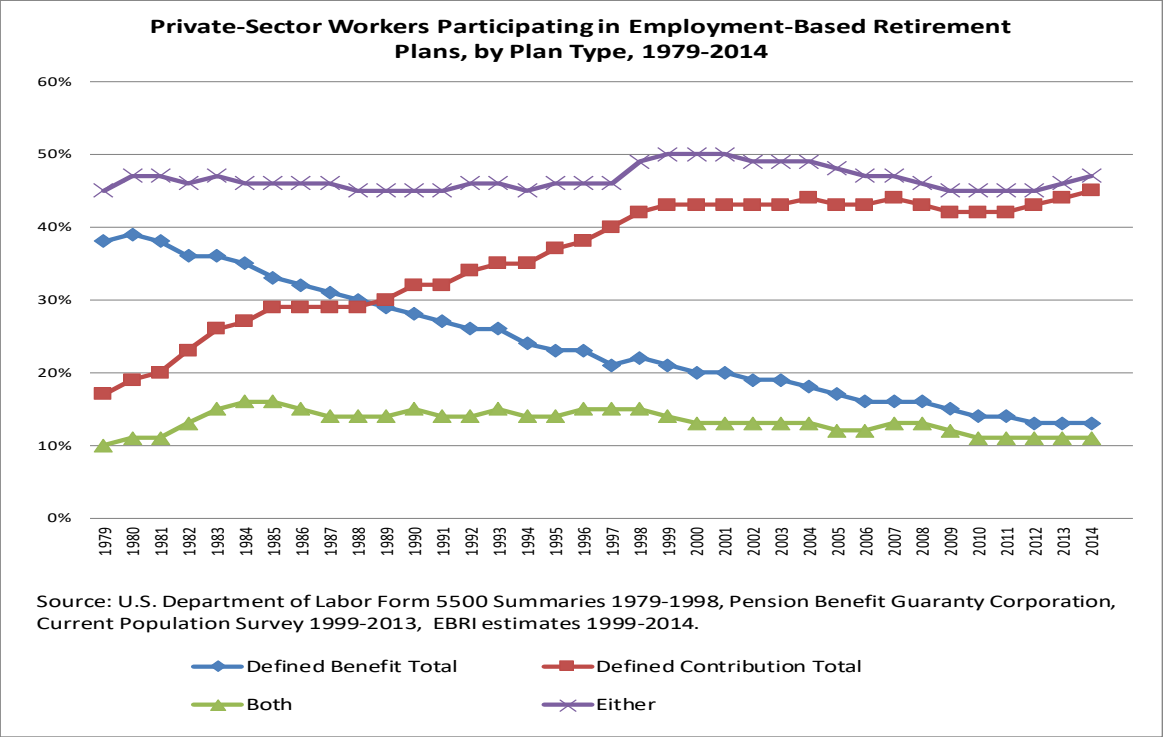
How About at Age 62, Where Almost 1 in 4 Start Benefits?



Source: Annual Recurring Actuarial Note #9 at www.ssa.gov/oact/NOTES/ran9/index.html

Defined Benefit Plans Replaced by DC Plans

And lump sum options increasing for DB plans

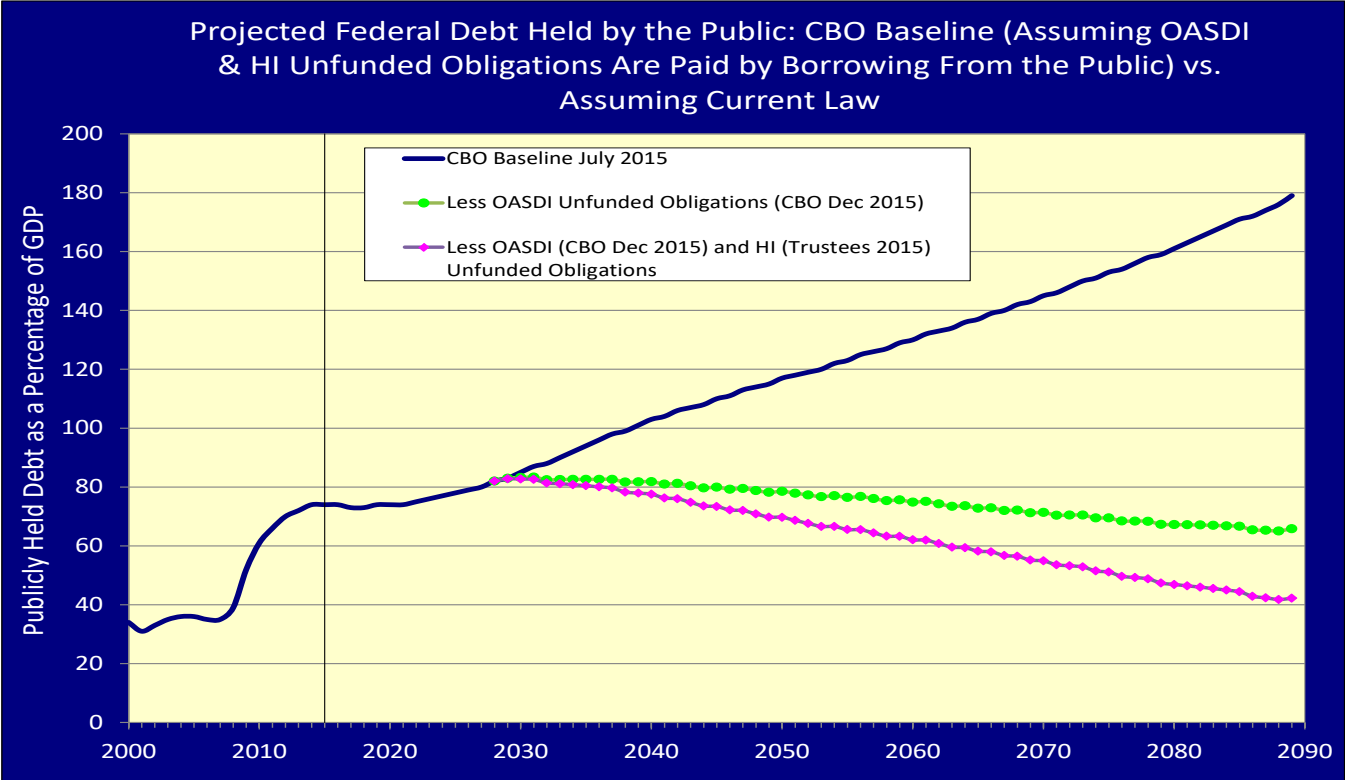


Myth 7: Social Security Is Responsible for Federal Debt

Facts:

- a) OASI, DI, HI Trust Funds do **not** add to the debt
- b) In fact, these trust funds finance part of the debt
- c) If trust fund reserves ever depleted, the programs **cannot** borrow
- d) Thus, the common “budget scoring convention” is misleading and inconsistent with the law

So—What If We Project Federal Debt Consistent With the Law? Projection to 2090 Back in 2015



Myth 8: “Fixing” the Social Security Shortfall Will Be Hard

Facts:

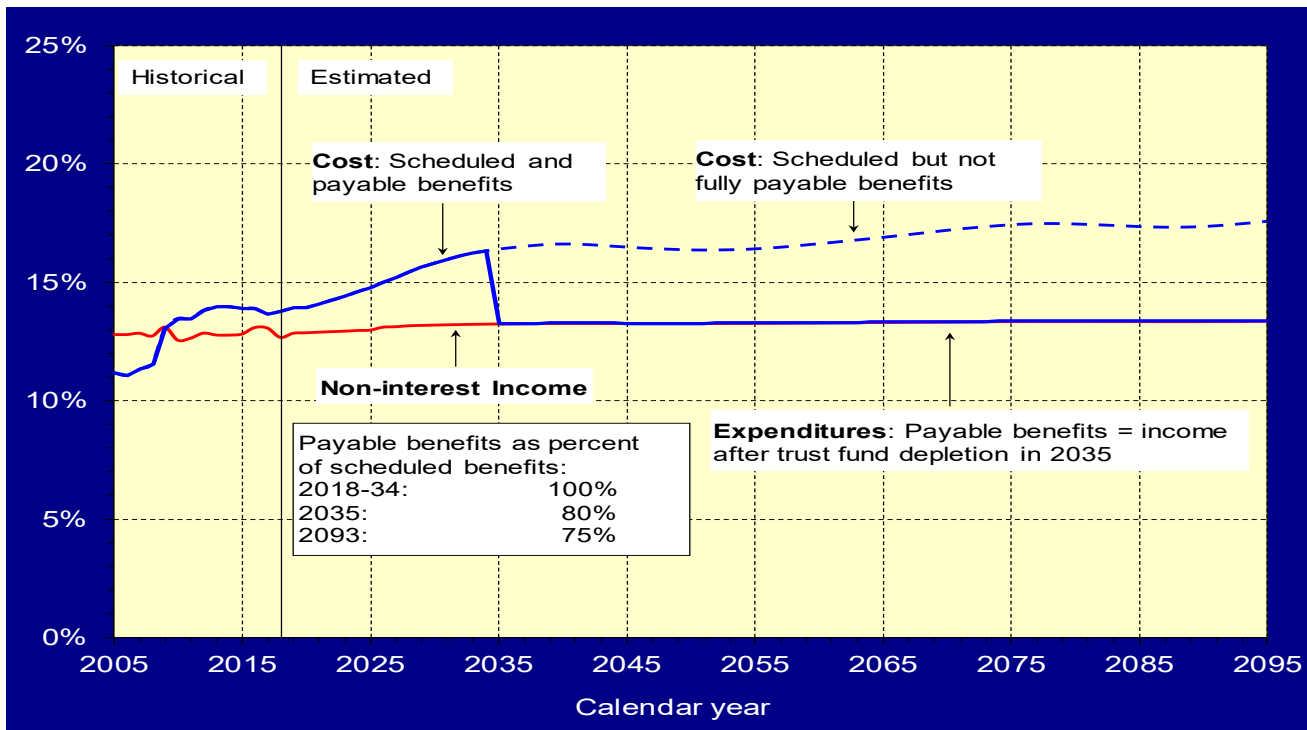
- a) Need to adjust the benefits or revenue given the shift in the age distribution
- b) By 2035, lower scheduled benefits by 23%, or raise revenue by 29%, or some combination
- c) Question: what do the American people want?
- d) Many options are already under consideration

OASDI Annual Cost and Non-Interest Income as Percent of Taxable Payroll

Persistent Negative Annual Cash-Flow Balance Starting in 2010

80% of scheduled benefits still payable at trust fund reserve depletion

Annual deficit in 2009: 4.11 percent of payroll — 0.25 percent smaller than last year



Some Ways to Lower Cost

- Lower benefits for retirees—not disabled?
 - Increase normal retirement age (lowers OASDI cost, but increases DI cost)
 - Can exempt long-career low earners
- Lower benefits mainly for high earners?
 - Reduce PIA above some level
 - Often combined with increasing PIA below some level, subject to work year requirements
- Lower benefits mainly for the oldest old?
 - Reduce the COLA
 - But, some say increase it with the CPI-E (based on purchases of consumers over age 62)

Some Ways to Increase Revenue

- Raise the 12.4 percent OASDI payroll tax rate?
- Raise tax on highest earners?
 - Increase taxable maximum amount
 - Some tax on all earnings above the maximum
- Tax employer group health insurance premiums?
 - Affects only middle class if taxable maximum remains

For More Information Go To

<http://www.ssa.gov/oact/>

- There you will find:
 - All OASDI Trustees Reports: 1941-2019
 - Detailed single-year tables for recent reports
 - Our estimates for comprehensive proposals
 - Our estimates for the individual provisions
 - Actuarial notes; including replacement rates
 - Actuarial studies
 - Extensive databases
 - Congressional testimonies
 - Presentations by OCACT employees